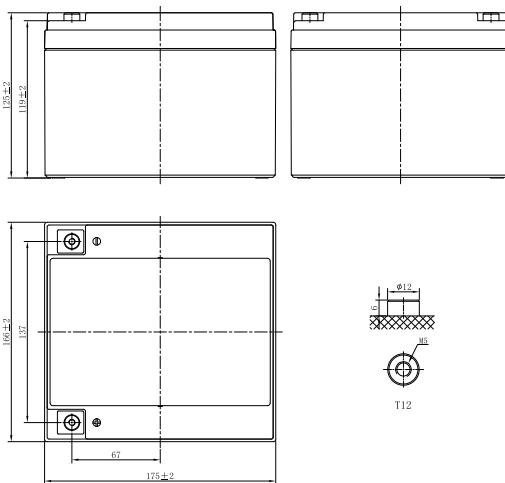


# LP SERIES-GENERAL PURPOSE

## LP12-26 (12V26Ah)



### CHARACTERISTICS

Item	Specifications	
Rated Voltage	12V	
Nominal Capacity (25°C)	C <sub>20</sub> : 1.75V/cell	26Ah
Dimension	Length	166mm (6.54inches)
	Width	175mm (6.89inches)
	Container Height	125mm (4.92inches)
	Total Height	125mm (4.92inches)
Approx Weight	7.80kg (17.2lbs)	
Terminal	T12/T12-I(M5)	
Container Material	ABS (UL94 HB or V-0 optional)	
Short-circuit current	650A	
Internal Resistance (25°C)	Approx 14 mΩ (Fully charged)	
Operating Temp. Range	Discharge	-15~50°C (5~122°F)
	Charge	-20~40°C (-4~104°F)
	Storage	-15~40°C (5~104°F)
Nominal Operating Temp. Range	25±3°C (77±5°F)	
Max. Charging Current (25°C)	0.3C	
Charge voltage (25°C)	Standby Use	Cycle Use
	2.25-2.30V/cell	2.35-2.45V/cell
Temp. Coefficient	-3mV/cell/°C	-5mV/cell/°C
	40°C (104°F)	103%
Effect of temp. to Capacity	25°C (77°F)	100%
	0°C (32°F)	86%
	≤3% per month at 25°C (77°F). LP series batteries may be stored up to 6 months at 25°C (77°F) and then a freshening charge is required. For higher temperatures the time interval will be shorter.	
Self Discharge		

### DISCHARGE TABLE

Constant Current Discharge (Amperes) at 25°C (77°F)																
F.V/Time	5min	10min	15min	20min	30min	45min	1h	1.5h	2h	3h	4h	5h	6h	8h	10h	20h
1.85V/cell	69.9	51.1	38.8	33.1	24.8	18.2	14.5	10.8	8.56	6.18	4.92	4.25	3.64	2.87	2.40	1.27
1.80V/cell	75.1	54.2	40.7	34.4	25.6	18.7	14.8	11.0	8.72	6.28	5.00	4.31	3.70	2.91	2.44	1.29
1.75V/cell	79.2	56.3	42.0	35.3	26.2	19.1	15.1	11.2	8.88	6.38	5.06	4.37	3.74	2.94	2.46	1.30
1.70V/cell	82.9	58.6	43.4	36.4	26.9	19.5	15.4	11.4	9.01	6.47	5.13	4.43	3.78	2.97	2.48	1.31
1.67V/cell	85.8	60.3	44.5	37.1	27.4	19.8	15.6	11.6	9.11	6.54	5.18	4.46	3.82	2.99	2.50	1.32
1.60V/cell	91.0	62.8	46.0	38.2	28.1	20.3	16.0	11.8	9.29	6.66	5.27	4.54	3.87	3.04	2.53	1.34
Constant Power Discharge (Watts/cell) at 25°C (77°F)																
F.V/Time	5min	10min	15min	20min	30min	45min	1h	1.5h	2h	3h	4h	5h	6h	8h	10h	20h
1.85V/cell	132.2	97.3	74.2	63.7	47.9	35.2	28.2	21.1	16.8	12.1	9.70	8.39	7.20	5.68	4.77	2.54
1.80V/cell	140.8	102.4	77.4	65.9	49.2	36.1	28.8	21.4	17.0	12.3	9.82	8.50	7.30	5.76	4.84	2.57
1.75V/cell	146.7	105.7	79.5	67.3	50.3	36.7	29.2	21.8	17.3	12.5	9.94	8.60	7.38	5.82	4.88	2.60
1.70V/cell	152.1	109.2	81.7	68.9	51.3	37.4	29.7	22.1	17.5	12.6	10.1	8.70	7.45	5.87	4.93	2.62
1.67V/cell	156.1	111.7	83.4	70.2	52.1	37.9	30.1	22.3	17.7	12.8	10.1	8.76	7.52	5.92	4.96	2.64
1.60V/cell	162.4	114.9	85.7	71.9	53.2	38.6	30.6	22.7	18.0	13.0	10.3	8.88	7.61	5.99	5.02	2.67

# LP SERIES-GENERAL PURPOSE

## LP12-26 (12V26Ah)



### APPLICATIONS

- Uninterruptable Power Supply (UPS)
- Electric Power System (EPS)
- Emergency backup power supply
- Alarm and security system
- Communication power supply
- DC power supply
- Auto control system

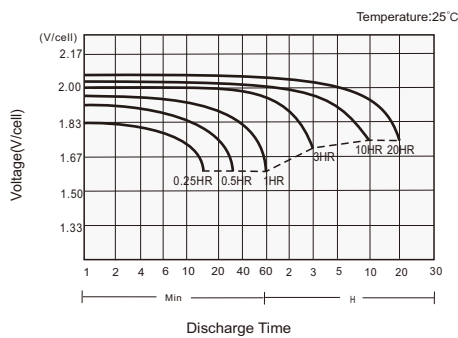
### GENERAL FEATURES

- 5 years design life (25°C)
- Lead calcium alloy, sealed design, no watering required
- Puncture resistant micro-porous glass mat separators extend life
- Unique technology optimizes power capacity, cell consistency, and long-term reliability
- Designed for a wide range of applications

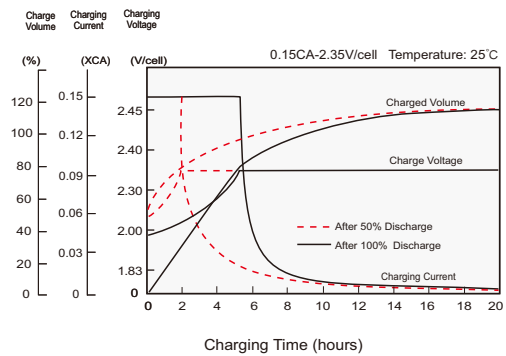
### STANDARDS

- Compliance with IEC 60896 standards, EU Battery Directive
- UL, CE Approved
- Manufactured in Leoch@IATF 16949, ISO 45001, ISO 9001 and ISO 14001 certified production facilities

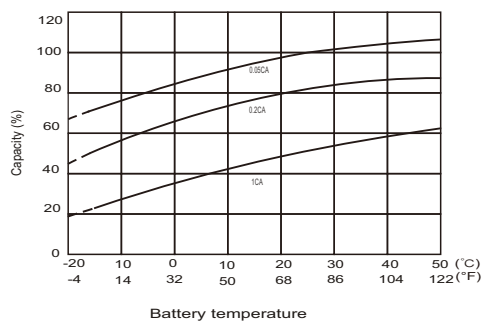
#### Discharge Characteristics



#### Charging Characteristics



#### Effects of Temperature on Capacity



#### Self Discharge Characteristics

